



Leading Airport Operator in Argentina Managing +90% of Air Traffic

Aeropuertos Argentina continues to manage +90% of Argentina's air traffic under its concession until 2038.

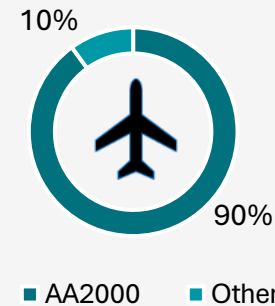
Company Highlights

- Operates +90% of Argentina's air traffic with 35 of the 56 airports in the Argentine national airport system
- Long term airport operator concession since 1998, extended until 2038
- ~85% of revenues are USD or USD-linked
- Diversified revenue mix
- Significant barriers to entry with no competing hubs
- Uniquely positioned to seize Argentina's economic development and airport growth
- Proven resiliency across economic and political cycles by operating through different administrations
- Supported by an experienced Sponsor and Controlling Shareholder

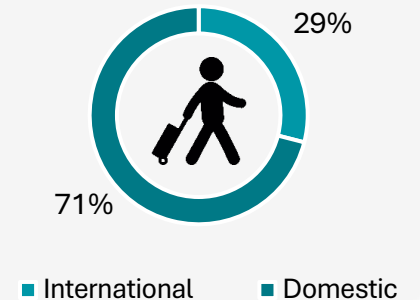
Geographic Footprint



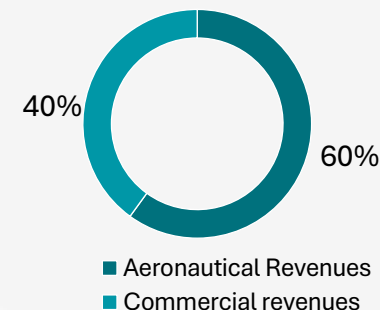
Commercial Air Traffic Breakdown (2023)



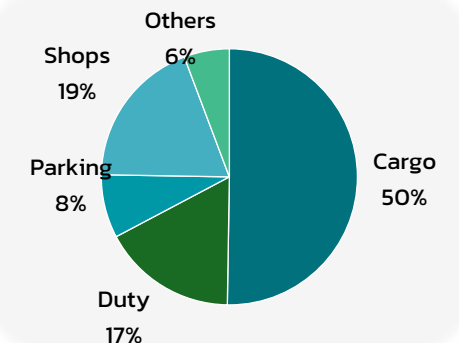
Passenger Breakdown: International vs Domestic (2023)



Revenue Breakdown by Category (2023)



Commercial Revenue Mix (2023)

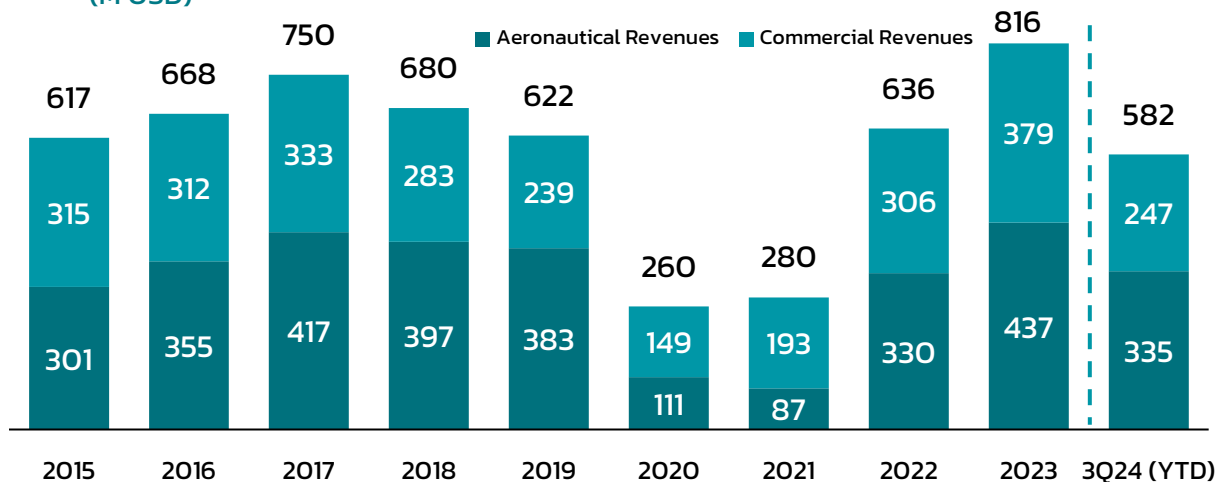




Financial Metrics

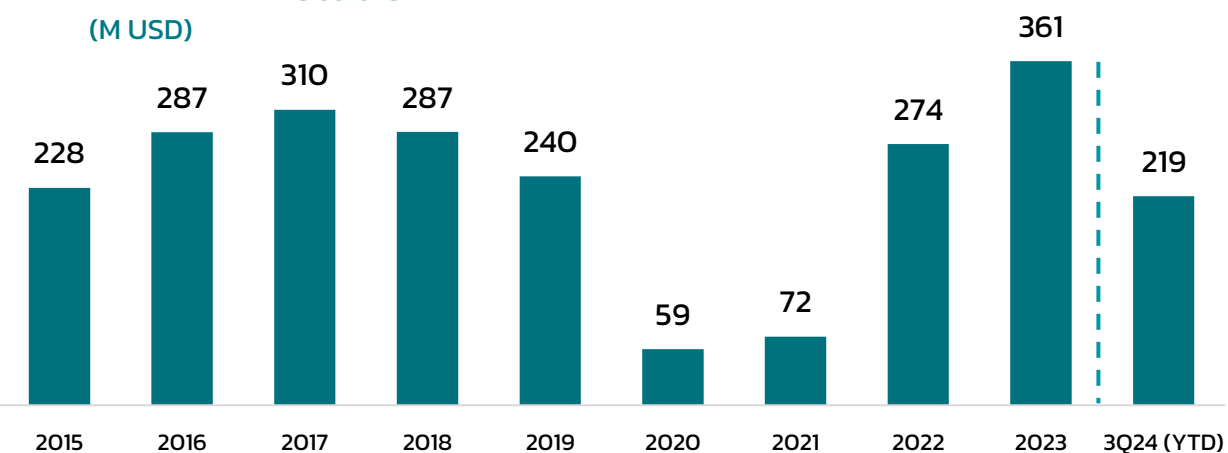
Revenue Evolution⁽¹⁾

(M USD)



EBITDA Evolution⁽¹⁾

(M USD)

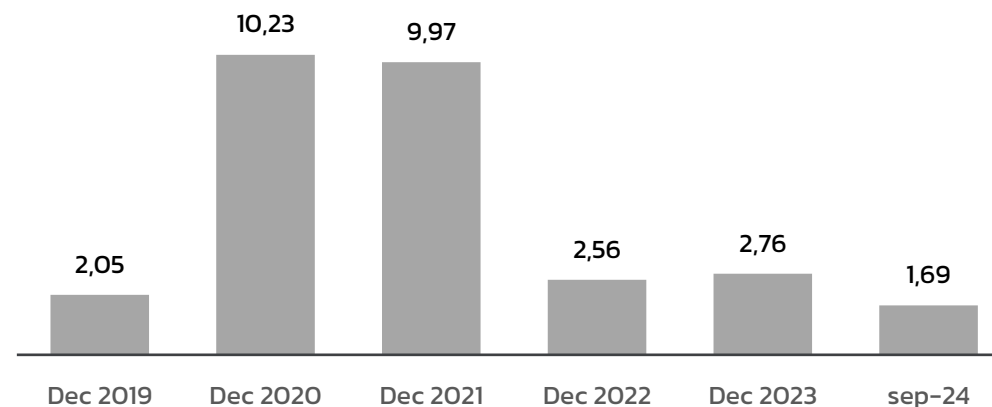


Financial Debt Overview

- Cash position of USD 200 M as of September 30, 2024 – including cash and temporary investments, mainly held in dollars in local accounts
- Total debt was USD 611 M, while Net Debt was USD 411 M as of September 2024, down from USD 619 M and USD 419 M, respectively, when compared to June 2024
- As of September 2024, Net Debt to EBITDA was 1,14x
- Local debt holds a AA+ rating by Moody's

Leverage Evolution

Total Debt / EBITDA



(1) Excludes IFRIC12 impact. Amounts exclude IAS29 impact (hyperinflation accounting)